



USE OF THE RINA CERTIFICATION LOGO (MANAGEMENT SYSTEMS)

With some indications on the use of the accreditation body logo

1. INTRODUCTION

1.1

The certification logo enables organisations certified by RINA to show the market and the community they have obtained certification.

1.2

This document has been drawn up to inform clients about the use of the RINA certification logo so as to prevent any erroneous interpretations.

2. GENERAL RULES

2.1

An organisation which has successfully completed the certification procedure is authorised to use the certification logo on documents/support material such as: stationery, advertising material, publications, presentations, headed letter paper, business cards, web sites, invoices, transportation documents, company signs and posters and company vehicles under the following conditions (except for any modifications to be agreed in advance with RINA).

2.2

The certification logo is to be used in conjunction with the mark and/or name of the certified organisation.

2.3

Use of the certification logo is to cease immediately in the case of expiry, suspension or revocation of the certificate; in such cases, the organisation is to remove the certification logo from all documents/support material to which it was affixed.

2.4

The system certification logo is not to be confused in any way with a product certification mark.

2.5

The organisation is to ensure that certification may not be intended as covering other product types or lines or production sites other than those covered by certification.

2.6

Except as regards what is specifically contained in the rules for the certification of management systems relevant to individual schemes or in other applicable legislation, the certification logo is not to be used on products, product packaging seen by the consumer,



adhesive tape, laboratory certificates, medical reports, planimetry or technical reports if they represent the final product/service.

2.7

In the above-mentioned cases, as an alternative, it is possible to use wording such as "This product has been made at a plant whose quality management system is certified/registered as complying with ISO 9001" or "This product has been made in compliance with the rules established by the management system in conformity with the ISO 9001 requirements" or "Organisation with quality/environmental/..... management system certified ISO 9001/ISO 14001/..." by RINA.

2.8

If some of the organisation's operational units/production lines, mentioned in the document to which the RINA certification logo will be affixed, have not been certified, it will be necessary to add below the certification logo the certificate number and the list of operational units/production lines covered by certification.

2.9

Use of the RINA certification logo may not be transferred to third parties under any circumstances.

2.10

On request, an organisation may be provided with a certification logo combining the various management certificates obtained from RINA.

2.11

If the certification logo is used on web sites it is possible to add the link to the RINA site.

3. COLOURS



3.1

The certification Logo can be reproduced in uniform black, white or Pantone 308, or in colour (Pantone 308 and Pantone 172).

3.2



Alternatively, the RINA certification logos may be reproduced entirely in Pantone 308 or in black and white.



	Pantone©	CMYK	RGB
 RINA green	308	Cyan 100 Magenta 0 Yellow 0 Black 51	Red 0 Green 69 Blue 99
 Norm orange	172	Cyan 0 Magenta 65 Yellow 83 Black 0	Red 255 Green 51 Blue 0

3.3

The IQNet logo, if present, can be reproduced as follows.

	Pantone©	CMYK	RGB
 IQNet Blue	661	Cyan 100 Magenta 72 Yellow 0 Black 0	Red 28 Green 91 Blue 162
 Gray		Cyan 0 Magenta 0 Yellow 0 Black 50	Red 112 Green 111 Blue 109



4. FORMATS

4.1

The RINA certification logos can be reproduced in full, enlarged or reduced, provided their proportions are maintained and they are perfectly legible.

4.2

Partial reproduction of the certification logos is forbidden.

4.3

The certification logo is issued in two formats, .eps and .jpg, in black and white and in colour.

The .jpg format can be used for Word documents (and web sites) and can be paged by following the standard extraction procedure "Insert/Image/From file". The image extracted in this way may be altered in size in relation to page layout requirements provided the width of the mark is not less than 3,5 cm and the resizing procedure does not change the proportions of the image so as to avoid any "stretching" or distortion of the mark¹.

The .eps format is a multiplatform standard format used exclusively for printing and, therefore, recognised by all printers. It is the ideal format to obtain a high quality print and to guarantee it is perfectly legible on any kind of surface. As it is designed using specific programmes for the processing of vectorial images, the image can only be seen by those who have these programmes. Also in this case, to ensure legibility, the certification logo may be paginated for printing remembering that the width of the printed image must not be less than 2,5 cm.

4.4

The certification logo is available, on request, in a different resolution, for specific needs.

5. LOGO OF ACCREDITATION BODIES

5.1

If allowed by the accreditation body, organisations which have a valid certificate issued by RINA can also use the logo of that specific body (i.e. SINCERT, UKAS).

5.2

Use of the logo by RINA certified organisations is to cease immediately in the case of surrender, suspension or revocation of the RINA certificate; in such cases, the organisation is to remove the logo from all documents to which it was affixed.

5.3

Use of the logo of an accreditation body is only allowed in conjunction with the RINA certification logo and must be used in compliance with the Rules for the use of the accreditation mark, available from the sites of the pertinent accreditation bodies.

¹ The resolution of this format is not suitable for high definition reproduction and printing, for which the .eps format should be used.



RINA

Together for excellence.

5.4

The accreditation body logo must not create confusion with that of the certification body.

6. HOW TO OBTAIN THE LOGOS

6.1

To obtain the RINA or accreditation body logos, it is necessary to contact the local RINA office. The RINA certification logos can also be downloaded from the Member Area on the RINA portal.